

# Tripod Survey Comprehensive Tabulation

Prepared for:

Nova Scotia High Schools

School ID: Province Wide

Board:


Students Taking Survey: 8446

3/10/2010

Cambridge Education (LLC)/The Tripod Project  
400 Blue Hill Drive, Suite 100, North Lobby  
Westwood MA 02090

781-915-0040  
reports@tripodproject.org

Trust & Interest  
Control & Autonomy  
Ambitiousness  
Industriousness  
Mastery  
Success



## Introduction

### Tripod Project Student Survey

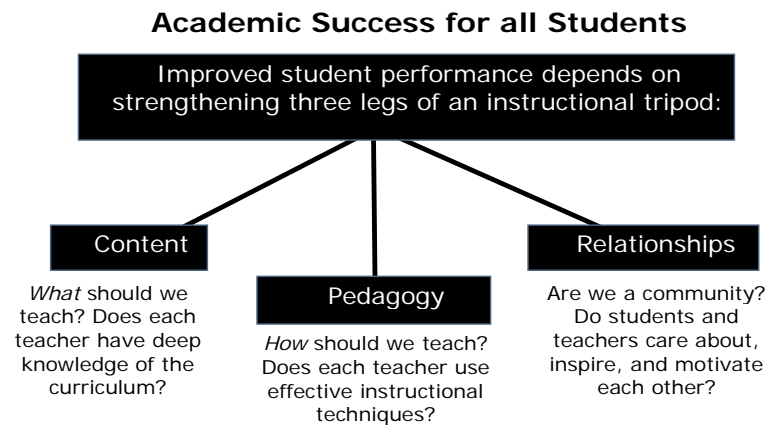
The Tripod Project student survey gathers school climate information by examining student perspectives with the classroom as the unit of analysis. The survey addresses issues related to student engagement in the classroom (e.g. help seeking behaviours, level of enjoyment, tendency to hold back, hide or fake effort, student behaviour patterns, punctuality), students' perceptions of the classroom environment (e.g. teacher demand and encouragement, students' performance orientation, teasing, positive/negative peer dynamics, teacher responsiveness to questions), and other issues that are generally associated with student engagement (e.g. home supports, youth culture influences, general sense of efficacy). The survey requires approximately 30-40 minutes and individual student responses remain completely confidential.

#### The Tripod: Content, Pedagogy, and Relationships

The Tripod Project derives its name from the conviction that improved student academic performance depends on strengthening three legs of an instructional tripod: Content, Pedagogy and Relationships (see Figure 1).

It is common for schools and boards to use their survey data to help guide efforts to improve student achievement by focusing on content, pedagogy and relationships in a coordinated manner. The project offers the Tripod Conceptual Framework as a tool for organizing and accomplishing this work (see Figure 2 on next page).

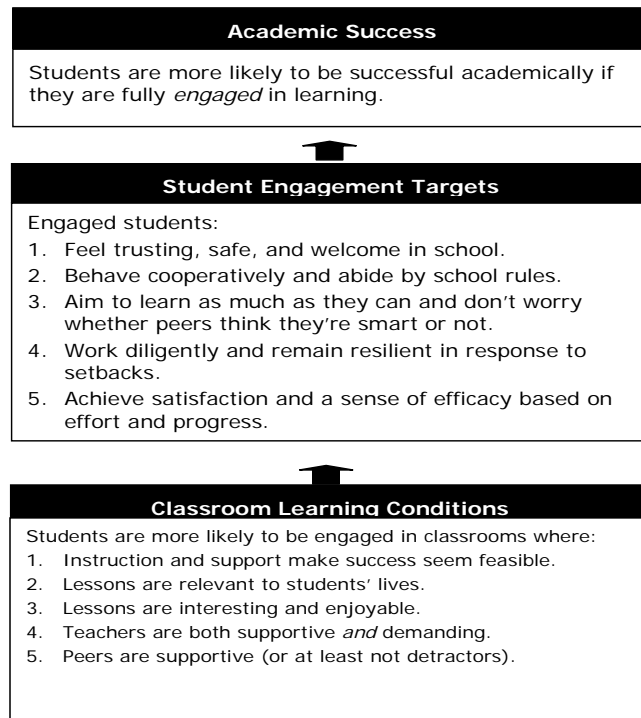
Figure 1: Three Legs of an Instructional Tripod



## The Tripod Project Conceptual Framework

The Tripod Project Conceptual Framework is based on a model of learning that links *academic success* with five *student engagement targets*. Student engagement is in turn predicted, in part, by a combination of five *classroom conditions*.

**Figure 2: Tripod Conceptual Framework**



All of these factors interact in complex ways that affect student success. By understanding these relationships and measuring the degree to which success factors are present, educators can begin to look at their own school environments for critical areas of strength and weakness.

### Tripod Survey Comprehensive Tabulation

*The following pages present a tabulation of the responses to **all survey items**. Please note that items and responses are not reported in their survey item sequence, but rather grouped according to the target, condition or type of student information they represent.*

## Survey Items Related to TARGET 1: TRUST

<i>Students' Feel Trusting, Safe and Welcome</i>	<i>Totally True</i>	<i>Mostly</i>	<i>Somewhat</i>	<i>Hardly at all</i>	<i>Totally Untrue</i>
1) My teacher in this class makes me feel that he/she truly cares about me.	28.82%	29.10%	25.29%	9.51%	7.28%
2) I feel close to my teacher in this class.	11.64%	19.78%	32.57%	19.94%	16.07%
3) My teacher in this class treats me with respect.	54.25%	25.56%	12.75%	4.25%	3.19%
4) My teacher knows me well.	12.33%	20.80%	31.14%	20.35%	15.38%

## Survey Items Related to TARGET 2: COOPERATION / BEHAVIOUR

<i>Students' Behaviour</i>	<i>Totally True</i>	<i>Mostly</i>	<i>Somewhat</i>	<i>Hardly at all</i>	<i>Totally Untrue</i>
5) My behaviour in this class sometimes annoys the teacher.	5.61%	6.48%	17.32%	29.73%	40.86%
6) My behaviour is a problem for the teacher in this class.	2.26%	2.80%	8.90%	22.53%	63.52%
7) My behaviour in this class is good.	41.64%	40.95%	14.20%	2.14%	1.06%
8) My classmates behave better in this class than in their other classes.	12.80%	17.90%	34.77%	19.37%	15.16%
9) My classmates behave the way my teacher wants them to.	9.98%	28.18%	35.17%	15.17%	11.50%

<i>Students' Behaviour</i>	<i>Totally True</i>	<i>Mostly</i>	<i>Somewhat</i>	<i>Hardly at all</i>	<i>Totally Untrue</i>
10) Students in this class treat the teacher with respect.	25.42%	37.63%	24.10%	7.72%	5.14%

<i>Attendance and Punctuality</i>	<i>Totally True</i>	<i>Mostly</i>	<i>Somewhat</i>	<i>Hardly at all</i>	<i>Totally Untrue</i>
11) I don't really care whether I arrive on time to this class.	6.23%	8.95%	15.14%	22.73%	46.96%
12) You can't get a good grade in this class unless you attend regularly.	33.12%	32.01%	21.90%	8.15%	4.83%
13) That students arrive on time to this class is really important to the teacher.	31.09%	31.84%	23.46%	9.21%	4.40%

### **Survey Items Related to TARGETS 3/4: GOAL ORIENTATION AND DILIGENCE**

<i>Effort</i>	<i>Totally True</i>	<i>Mostly</i>	<i>Somewhat</i>	<i>Hardly at all</i>	<i>Totally Untrue</i>
14) I have pushed myself hard to completely understand my lessons in this class.	14.17%	32.44%	33.18%	14.02%	6.19%
15) I have done my best quality work in this class all year long.	17.70%	34.85%	28.07%	11.96%	7.42%

<i>Students' Mastery Orientation</i>	<i>Totally True</i>	<i>Mostly</i>	<i>Somewhat</i>	<i>Hardly at all</i>	<i>Totally Untrue</i>
16) In this class, it is important to me to thoroughly understand my class work.	46.39%	36.35%	13.24%	2.64%	1.39%
17) One of my goals in this class has been to learn as much as I can.	31.64%	36.17%	23.15%	6.51%	2.53%
18) In this class, I want the teacher to call on me when he/she asks questions.	5.57%	9.07%	29.20%	27.32%	28.84%

<i>Students' Performance Orientation</i>	<i>Totally True</i>	<i>Mostly</i>	<i>Somewhat</i>	<i>Hardly at all</i>	<i>Totally Untrue</i>
19) One of my goals is to show others that class work is easy for me.	6.62%	13.43%	26.82%	28.55%	24.59%
20) In this class, I worry that I might not do as well as other students.	14.12%	14.90%	22.78%	22.89%	25.31%
21) It's important to me that others do not think I'm dumb in this class.	4.27%	8.19%	28.71%	34.71%	24.13%
22) One of my goals in this class has been to show others that I am good at my class work.	7.59%	16.86%	30.76%	25.83%	18.95%
23) One of my goals in this class is to keep others from thinking I'm not smart.	4.12%	6.84%	13.89%	17.49%	57.65%
24) Sometimes in this class, I worry about not looking smart.	4.21%	7.01%	17.72%	23.55%	47.50%
25) I care about pleasing my teacher in this class.	18.66%	28.19%	29.58%	12.70%	10.87%

<i>Attitudes About Effort</i>	<i>Totally True</i>	<i>Mostly</i>	<i>Somewhat</i>	<i>Hardly at all</i>	<i>Totally Untrue</i>
26) I could do much better in this class if I worked harder.	31.88%	20.91%	25.66%	14.00%	7.55%
27) I sometimes hold back from doing my best in this class, because of what others might say or think.	3.51%	5.06%	11.98%	19.29%	60.16%
28) Trying to be popular sometimes distracts me from my work in this class.	3.04%	5.13%	12.68%	24.99%	54.16%

<i>Attitudes About Effort</i>	<i>Totally True</i>	<i>Mostly</i>	<i>Somewhat</i>	<i>Hardly at all</i>	<i>Totally Untrue</i>
29) Sometimes I pretend to be working hard for this class, when I'm really not.	8.65%	9.91%	27.07%	27.81%	26.56%
30) Sometimes I pretend I'm not trying hard in this class, when I really am.	3.99%	8.24%	20.24%	26.52%	41.01%
31) I wish my teacher in this class would push me harder to do my best.	7.44%	11.61%	24.84%	30.50%	25.60%

<i>Classroom Performance Climate</i>	<i>Totally True</i>	<i>Mostly</i>	<i>Somewhat</i>	<i>Hardly at all</i>	<i>Totally Untrue</i>
32) In this class, getting the right answers is very important.	14.80%	28.16%	35.85%	14.68%	6.50%
33) In this class, getting good grades is the main goal.	29.73%	33.10%	25.12%	7.84%	4.22%

### Survey Items Related to TARGET 5: SATISFACTION AND EFFICACY

---

<i>Mastery, Consolidation &amp; Satisfaction</i>	<i>Totally True</i>	<i>Mostly</i>	<i>Somewhat</i>	<i>Hardly at all</i>	<i>Totally Untrue</i>
34) I have been able to figure out the most difficult work in this class.	25.96%	32.87%	25.56%	9.84%	5.77%
35) I am satisfied with what I have achieved in this class.	25.39%	31.24%	24.26%	10.79%	8.32%
36) This class makes me a better thinker.	13.49%	22.13%	35.55%	18.38%	10.44%
37) In this class we learn a lot every day.	35.08%	31.88%	18.36%	5.82%	8.86%

<i>Students' Sense of Efficacy</i>	<i>Totally True</i>	<i>Mostly</i>	<i>Somewhat</i>	<i>Hardly at all</i>	<i>Totally Untrue</i>
38) I'm certain I can master the skills taught in this class.	25.55%	35.82%	25.93%	8.71%	4.00%
39) I can do almost all the work in this class if I don't give up.	46.79%	31.06%	15.03%	4.17%	2.95%
40) Even if the work in this class is hard, I can learn it.	32.77%	37.82%	21.15%	5.26%	2.99%
41) The hardest lessons in this class are very difficult for me.	10.35%	14.17%	31.35%	26.83%	17.30%

### Survey Items Related to **CONDITION 1: FEASIBILITY**

<i>Teacher's Use of Multiple Explanations/Ability to Clear Up Confusion</i>	<i>Totally True</i>	<i>Mostly</i>	<i>Somewhat</i>	<i>Hardly at all</i>	<i>Totally Untrue</i>
42) If a student does not understand something, my teacher explains it another way.	33.65%	34.25%	20.70%	6.84%	4.57%
43) My teacher has several good ways to explain each topic that we cover in this class.	24.99%	34.43%	26.10%	9.32%	5.16%
44) In this class my teacher explains difficult lessons clearly.	28.03%	33.74%	23.17%	9.06%	6.00%

<i>Classroom Organization</i>	<i>Totally True</i>	<i>Mostly</i>	<i>Somewhat</i>	<i>Hardly at all</i>	<i>Totally Untrue</i>
45) Lessons in this class are well organized.	27.64%	36.86%	24.06%	7.03%	4.42%
46) This class is organized in a way that helps students learn.	25.36%	37.93%	24.73%	7.48%	4.49%



<i>Re-Doing Work in Order to Improve</i>	<i>Totally True</i>	<i>Mostly</i>	<i>Somewhat</i>	<i>Hardly at all</i>	<i>Totally Untrue</i>
47) In this class, you must re-do some assignments on which you do poorly.	5.69%	11.08%	25.95%	29.11%	28.17%
48) If you don't like your grade on an assignment, you can re-do work to raise it.	6.80%	12.36%	24.35%	27.14%	29.35%
<i>Difficulty of the Class</i>	<i>Totally True</i>	<i>Mostly</i>	<i>Somewhat</i>	<i>Hardly at all</i>	<i>Totally Untrue</i>
49) I don't have to try very hard to do well in this class.	10.41%	19.93%	28.65%	22.08%	18.93%
<i>Availability of After School Help</i>	<i>Totally True</i>	<i>Mostly</i>	<i>Somewhat</i>	<i>Hardly at all</i>	<i>Totally Untrue</i>
50) I can count on my teacher to help me before or after school, if I need it.	36.53%	27.91%	21.26%	7.91%	6.40%
51) If I need help after school for this class, I can usually get the help I need.	27.17%	28.71%	24.87%	10.78%	8.46%

### Survey Items Related to CONDITION 2: RELEVANCE

<i>Relevance</i>	<i>Totally True</i>	<i>Mostly</i>	<i>Somewhat</i>	<i>Hardly at all</i>	<i>Totally Untrue</i>
52) I often feel like this class has nothing to do with real life outside school.	11.61%	10.84%	23.68%	25.92%	27.95%
53) Things I am learning in this class will help me in my life.	23.05%	24.05%	29.69%	14.31%	8.90%

### Survey Items Related to CONDITION 3: ENJOYMENT / STIMULATION

<i>Students' Enjoyment and Stimulation</i>	<i>Totally True</i>	<i>Mostly</i>	<i>Somewhat</i>	<i>Hardly at all</i>	<i>Totally Untrue</i>
54) My teacher makes learning enjoyable.	24.72%	26.83%	26.99%	11.84%	9.62%
55) My teacher makes lessons interesting.	25.80%	28.09%	26.95%	11.07%	8.10%
<i>Teacher's Enthusiasm</i>	<i>Totally True</i>	<i>Mostly</i>	<i>Somewhat</i>	<i>Hardly at all</i>	<i>Totally Untrue</i>
56) My teacher is enthusiastic about what he/she is teaching.	39.86%	30.42%	19.38%	6.54%	3.80%

### Survey Items Related to CONDITION 4: TEACHER/ADULT SUPPORT AND PRESS

<i>Availability of Help at Home</i>	<i>Totally True</i>	<i>Mostly</i>	<i>Somewhat</i>	<i>Hardly at all</i>	<i>Totally Untrue</i>
57) If I did not understand something in this class, someone at home could help me.	18.47%	19.92%	24.16%	19.02%	18.42%
<i>Fairness in Grading</i>	<i>Totally True</i>	<i>Mostly</i>	<i>Somewhat</i>	<i>Hardly at all</i>	<i>Totally Untrue</i>
58) My teacher grades me fairly.	43.16%	31.23%	16.75%	4.86%	4.00%
<i>Feelings of Anger Toward the Teacher</i>	<i>Totally True</i>	<i>Mostly</i>	<i>Somewhat</i>	<i>Hardly at all</i>	<i>Totally Untrue</i>
59) Sometimes I feel angry at my teacher in this class.	9.99%	9.45%	18.58%	26.68%	35.30%
<i>Students' Help Seeking Attitudes and Behaviours</i>	<i>Totally True</i>	<i>Mostly</i>	<i>Somewhat</i>	<i>Hardly at all</i>	<i>Totally Untrue</i>
60) If I were confused in this class, I would handle it by myself, not ask for help.	7.60%	16.18%	31.16%	27.50%	17.56%

<i>Students' Help Seeking Attitudes and Behaviours</i>	<i>Totally True</i>	<i>Mostly</i>	<i>Somewhat</i>	<i>Hardly at all</i>	<i>Totally Untrue</i>
61) I don't mind asking questions in this class if I need to.	40.87%	23.68%	19.97%	9.37%	6.11%
62) I don't like asking the teacher in this class for help, even if I need it.	7.71%	11.67%	20.86%	25.44%	34.32%
63) I would ask the teacher for help, if I needed it.	43.07%	27.39%	16.67%	8.96%	3.90%

<i>Teacher Press: Teacher's Emphasis on Effort and Persistence</i>	<i>Totally True</i>	<i>Mostly</i>	<i>Somewhat</i>	<i>Hardly at all</i>	<i>Totally Untrue</i>
64) The teacher in this class asks questions that require a lot of thinking.	12.72%	27.12%	38.94%	15.36%	5.86%
65) In this class, really understanding the material is the main goal.	31.30%	37.12%	22.61%	6.09%	2.88%
66) My teacher wants me to explain my answers -- why I think what I think.	27.94%	34.86%	24.65%	8.45%	4.10%
67) My teacher wants us to use our thinking skills, not just memorize things.	34.47%	33.51%	21.31%	6.28%	4.43%
68) When I work hard in this class, an important reason is the teacher demands it.	8.36%	21.12%	40.03%	20.05%	10.43%
69) The teacher in this class demands that the students work hard.	22.31%	35.42%	29.26%	9.28%	3.73%
70) In this class, my teacher accepts nothing less than our full effort.	21.46%	35.89%	28.59%	9.94%	4.12%

<i>Teacher Press: Teacher's Emphasis on Effort and Persistence</i>	<i>Totally True</i>	<i>Mostly</i>	<i>Somewhat</i>	<i>Hardly at all</i>	<i>Totally Untrue</i>
71) My teacher doesn't let people give up when the work gets hard.	25.91%	34.56%	25.48%	9.30%	4.75%
72) Our class stays busy and doesn't waste time.	11.87%	27.34%	32.98%	15.60%	12.21%
<i>Teacher Sensitivity</i>	<i>Totally True</i>	<i>Mostly</i>	<i>Somewhat</i>	<i>Hardly at all</i>	<i>Totally Untrue</i>
73) My teacher really tries to understand how students feel about things.	17.55%	29.69%	31.86%	12.56%	8.34%
<i>Teacher Support and Encouragement</i>	<i>Totally True</i>	<i>Mostly</i>	<i>Somewhat</i>	<i>Hardly at all</i>	<i>Totally Untrue</i>
74) The teacher in this class encourages me to do my best.	34.71%	32.17%	21.64%	7.55%	3.92%
75) My teacher says and does things to help me improve my work.	34.11%	32.56%	21.72%	7.66%	3.95%
76) The teacher in this class shows that he/she will help me succeed in class.	34.87%	33.52%	21.85%	6.30%	3.46%
77) My teacher encourages us to be helpful to other students with their work.	19.73%	33.63%	30.80%	10.54%	5.30%
<i>Teacher's Responsiveness to Questions</i>	<i>Totally True</i>	<i>Mostly</i>	<i>Somewhat</i>	<i>Hardly at all</i>	<i>Totally Untrue</i>
78) My teacher never makes people who ask questions feel stupid.	47.75%	20.25%	13.64%	9.17%	9.18%
79) My teacher in this class likes it when we ask questions.	34.44%	33.74%	23.36%	5.66%	2.80%

<i>Teacher's Responsiveness to Questions</i>	<i>Totally True</i>	<i>Mostly</i>	<i>Somewhat</i>	<i>Hardly at all</i>	<i>Totally Untrue</i>
80) The teacher in this class welcomes questions if anyone gets confused.	45.77%	29.27%	17.18%	5.06%	2.72%

### Survey Items Related to CONDITION 5: PEER SUPPORT

---

<i>Group Work</i>	<i>Totally True</i>	<i>Mostly</i>	<i>Somewhat</i>	<i>Hardly at all</i>	<i>Totally Untrue</i>
81) My teacher encourages us to share ideas with one another in class.	24.51%	30.75%	28.12%	10.84%	5.78%

82) We sometimes work in groups on things that will not be graded.	12.18%	12.08%	33.38%	23.96%	18.40%
--	--------	--------	--------	--------	--------

<i>Positive Peer Support for Achievement</i>	<i>Totally True</i>	<i>Mostly</i>	<i>Somewhat</i>	<i>Hardly at all</i>	<i>Totally Untrue</i>
83) If I didn't understand something, my classmates would be happy to help me.	25.73%	34.02%	25.15%	9.32%	5.77%

<i>Anti-Achievement Peer Pressures</i>	<i>Totally True</i>	<i>Mostly</i>	<i>Somewhat</i>	<i>Hardly at all</i>	<i>Totally Untrue</i>
84) In this class, some students try to keep others from working hard.	9.60%	11.96%	29.24%	30.04%	19.17%

<i>Teasing</i>	<i>Totally True</i>	<i>Mostly</i>	<i>Somewhat</i>	<i>Hardly at all</i>	<i>Totally Untrue</i>
85) Students in this class tease people who get wrong answers.	4.68%	6.43%	16.73%	31.88%	40.28%

86) In this class, students get teased if they study hard to get good grades.	3.02%	4.28%	10.51%	22.04%	60.16%
---	-------	-------	--------	--------	--------

87) In this class, students get teased for making mistakes.	5.21%	6.05%	17.14%	31.63%	39.98%
---	-------	-------	--------	--------	--------

<i>Social Fit</i>	<i>Totally True</i>	<i>Mostly</i>	<i>Somewhat</i>	<i>Hardly at all</i>	<i>Totally Untrue</i>
88) I feel out of place in this class, like I don't really fit in.	4.71%	5.79%	15.58%	29.39%	44.53%

### Survey Item Related to PROBLEMS OUTSIDE OF SCHOOL

---

<i>Problems Outside of School</i>	<i>Totally True</i>	<i>Mostly</i>	<i>Somewhat</i>	<i>Hardly at all</i>	<i>Totally Untrue</i>
89) Problems outside of school sometimes keep me from doing work for this class.	13.59%	13.10%	24.33%	27.02%	21.96%

### Survey Items Related to STUDENT INFORMATION

---

<i>Racial Perspectives and Perceptions of School and Youth Culture</i>	<i>Weekly</i>	<i>Twice a month</i>	<i>Once a month</i>	<i>Less than monthly</i>	<i>Never</i>
90) Because of race, students call me names or treat me badly.	3.53%	1.22%	1.62%	5.85%	87.77%

91) Because of race, people call me names or use putdowns.	3.37%	1.24%	1.68%	5.46%	88.25%
--	-------	-------	-------	-------	--------

<i>Racial Perspectives and Perceptions of School and Youth Culture</i>	<i>Agree Strongly</i>	<i>Agree</i>	<i>No Opinion</i>	<i>Disagree</i>	<i>Disagree Strongly</i>
--	-----------------------	--------------	-------------------	-----------------	--------------------------

92) Because of race, some students think I'm less smart than I am.	8.49%	2.00%	4.43%	21.75%	63.32%
--	-------	-------	-------	--------	--------

93) At our school, my race does not affect how the adults here treat me.	5.84%	62.52%	21.88%	4.22%	5.54%
--	-------	--------	--------	-------	-------

94) Race has almost no effect on how students treat each other.	7.42%	30.82%	36.27%	18.79%	6.70%
---	-------	--------	--------	--------	-------

<i>Racial Perspectives and Perceptions of School and Youth Culture</i>	<i>Agree Strongly</i>	<i>Agree</i>	<i>No Opinion</i>	<i>Disagree</i>	<i>Disagree Strongly</i>
95) This is a very safe school. I almost never worry about being hit or hurt.	5.17%	30.64%	39.35%	17.18%	7.67%
96) Because of race, some teachers think I'm less smart than I am.	6.73%	2.57%	4.75%	21.68%	64.27%
97) People of my race have to work harder than other races to get ahead.	8.33%	3.22%	5.73%	21.25%	61.47%
98) Our school's books, supplies and equipment are in very good condition.	5.78%	11.29%	49.90%	23.03%	9.99%
99) Our school would be better if we talked more about race and ethnicity.	19.92%	6.54%	28.13%	30.91%	14.51%

<i>Racial Perspectives and Perceptions of School and Youth Culture</i>	<i>Always</i>	<i>Usually</i>	<i>Sometimes</i>	<i>Usually not</i>	<i>Never</i>
100) I speak proper English, even with my friends outside of school.	79.55%	12.12%	4.59%	1.74%	2.00%
101) I treat the adults at this school with respect, even if I don't know them.	55.97%	31.38%	9.16%	2.10%	1.39%
102) On the whole, I am satisfied with myself.	25.08%	41.76%	22.08%	7.38%	3.70%
103) I worry that people might think I am too serious about my schoolwork.	2.96%	5.82%	17.19%	34.54%	39.50%
104) The way I dress and act makes adults feel uncomfortable.	4.72%	5.42%	11.31%	28.81%	49.74%

*Racial Perspectives and Perceptions of School and Youth Culture*

	<i>Always</i>	<i>Usually</i>	<i>Sometimes</i>	<i>Usually not</i>	<i>Never</i>
105 ) In my opinion, kids who get the highest grades think they are too special.	10.32%	13.47%	27.65%	28.30%	20.25%
106 ) The way adults treat me at this school makes me angry.	4.19%	5.81%	25.44%	34.16%	30.40%
107 ) I feel that I am a person of worth, at least on an equal basis with others.	32.29%	36.06%	22.11%	5.39%	4.15%
108 ) I stay up too late at night and then get really sleepy in class.	9.93%	15.67%	36.59%	27.06%	10.74%
109 ) Teachers in the hallways treat me with respect, even if they don't know me.	29.33%	40.89%	21.29%	5.72%	2.78%
110 ) My friends think it's important to work hard to get high grades.	11.70%	34.89%	36.06%	12.97%	4.38%
111 ) Some teachers seem afraid of me.	2.49%	3.65%	10.02%	25.16%	58.69%
112 ) I trust the people I hang around with at school.	35.99%	38.54%	17.83%	4.43%	3.22%
113 ) I worry about what other students think about me.	10.08%	13.61%	30.93%	24.60%	20.78%
114 ) I fool around the night before a test instead of studying like I should.	11.13%	16.77%	31.45%	26.86%	13.79%
115 ) I trust other students at this school, even if I don't know them.	2.99%	13.07%	34.28%	29.69%	19.97%



*Racial Perspectives and Perceptions of School and Youth Culture*

	<i>Always</i>	<i>Usually</i>	<i>Sometimes</i>	<i>Usually not</i>	<i>Never</i>
116 ) I do things I don't want to do because of pressure from other students.	2.45%	4.33%	16.26%	36.47%	40.49%
117 ) I would work hard in school to learn, even if I didn't need good grades.	18.30%	33.38%	28.35%	13.08%	6.89%
118 ) People like me get accused of being too serious about school.	3.43%	6.21%	18.81%	33.32%	38.23%
119 ) At this school, I must be ready to fight to defend myself.	6.89%	7.08%	17.49%	31.84%	36.69%
120 ) On a typical day, I read a paper, magazine or book just for fun or pleasure.	14.90%	17.36%	23.23%	21.74%	22.76%
121 ) On a typical day, I chat (or use instant messaging) on my home computer.	52.18%	22.76%	13.46%	6.68%	4.92%
122 ) I would quiet down if someone said I was talking too loudly in the hallway.	25.62%	35.70%	22.80%	9.54%	6.34%
123 ) I take a positive attitude toward myself.	21.64%	37.64%	27.32%	8.60%	4.79%
124 ) I start my homework too late to finish it.	5.99%	12.53%	34.54%	31.54%	15.39%
125 ) I participate actively in class discussions.	15.82%	29.32%	34.35%	14.00%	6.51%

## Survey Items Related to STUDENT INFORMATION

<i>Behaviours/Experiences Related to Health and Nutrition</i>	<i>Agree Strongly</i>	<i>Agree</i>	<i>No Opinion</i>	<i>Disagree</i>	<i>Disagree Strongly</i>
126 ) I am often hungry at school.	4.59%	22.85%	38.01%	26.67%	7.88%
127 ) I usually eat lunch at school.	3.24%	41.31%	35.71%	13.13%	6.61%
128 ) I usually eat breakfast.	1.69%	33.42%	30.41%	20.95%	13.53%
<i>School-Related Information</i>	<i>All/All plus some extra</i>	<i>Most of it</i>	<i>Some of it</i>	<i>None of it</i>	<i>Never assigned</i>
129 ) When homework is assigned for this class, how much of it do you usually complete?	20.73%	33.59%	30.06%	9.94%	5.67%
<i>Personal and Family Information</i>	<i>3 or more hours</i>	<i>2 hours</i>	<i>1 hour</i>	<i>Half an Hour</i>	<i>No time</i>
130 ) About how much time in a week do you usually spend studying or doing homework for this class?	15.48%	14.78%	18.98%	22.78%	27.99%

## Survey Items Related to STUDENT INFORMATION

<i>Personal and Family Information</i>	<i>Parent &amp; Partner</i>	<i>Other parent</i>	<i>Stepparent</i>	<i>Two Parents</i>	<i>One Parent</i>
131 ) Which parent(s) or guardians do you live with during the school year?	2.09%	6.12%	12.48%	52.83%	26.48%

*Personal and Family Information*

	<i>Always</i>	<i>Mostly</i>	<i>Half the time</i>	<i>Seldom</i>	<i>No</i>
132 ) Do your parents speak a language other than English at home?	3.04%	1.79%	3.77%	13.44%	77.95%
	<i>0 to 10</i>	<i>11-24</i>	<i>25-100</i>	<i>100-250</i>	<i>More than 250</i>
133 ) How many books are there in your home?	9.39%	11.53%	32.19%	23.26%	23.63%

*Personal and Family Information*

	<i>All</i>	<i>Most</i>	<i>Some</i>	<i>A few</i>	<i>None</i>
134 ) How many of your friends are of a different racial group?	1.90%	5.81%	30.43%	49.49%	12.37%
135 ) How many of your friends have met your parents?	12.40%	52.73%	19.37%	13.63%	1.86%

136 ) This class is:

<i>Arts Education</i>	<i>Business Education</i>	<i>English Language Arts</i>	<i>Entrepreneurship Education</i>	<i>French Second Language</i>	<i>Gaelic Language</i>	<i>Health Education</i>
7.26%	1.70%	17.92%	0.47%	5.24%	0.49%	2.40%
<i>Mathematics</i>	<i>Mi'Kmaw Language</i>	<i>Physical Education</i>	<i>Science</i>	<i>Social Studies</i>	<i>Technology Related Education</i>	<i>Other</i>
17.57%	0.95%	5.57%	16.07%	9.41%	0.00%	10.90%

<i>School-Related Information</i>	<i>0-49%</i>	<i>50-59%</i>	<i>60-69%</i>	<i>70-79%</i>	<i>80-89%</i>	<i>90-100%</i>
137 ) What is the final grade you think you will get in this class?	2.30%	6.06%	11.44%	21.70%	33.10%	25.40%
138 ) What was your Grade Point Average last term for all your classes?	2.97%	5.87%	13.34%	26.56%	32.99%	18.27%
139 ) What Grade Point Average would you get if you did your best work in school?	0.50%	0.61%	2.25%	9.54%	37.69%	49.40%

<i>Perspectives on College Readiness</i>	<i>Undecided</i>	<i>2-year College</i>	<i>Military</i>	<i>4-year College</i>	<i>Apprenticeship</i>	<i>Working at a job</i>	<i>Other</i>
140 ) After you finish high school, what do you plan to do next?	3.90%	23.09%	5.33%	12.13%	46.60%	4.97%	3.98%

<i>Employment/Out-of-school Time</i>	<i>0</i>	<i>1-6</i>	<i>7-12</i>	<i>13-18</i>	<i>19-24</i>	<i>25-32</i>	<i>over 32</i>
141 ) How many hours per week do you spend at a job that is outside of school?	52.65%	15.75%	10.73%	9.45%	6.38%	2.80%	2.25%

<i>School-Related Information</i>	<i>Academic</i>	<i>Advanced</i>	<i>Graduation</i>	<i>Open</i>
142 ) Is this an advanced class?	68.70%	9.04%	6.94%	15.33%

*Personal and Family Information*

	<i>Yes, three or more</i>	<i>Yes, two</i>	<i>Yes, one</i>	<i>No</i>
143 ) Is there a personal computer at home that you have access to?	22.77%	33.04%	38.88%	5.32%

*School-Related Information*

	<i>9</i>	<i>10</i>	<i>11</i>	<i>12</i>
144 ) What grade are you in?	22.94%	24.89%	27.83%	23.22%

*Personal and Family Information*

	<i>Boy</i>	<i>Girl</i>
145 ) Are you female or male?	47.90%	52.10%

	<i>Yes</i>	<i>No</i>
146 ) Is there a TV in the room where you sleep?	67.92%	32.08%

147 ) Is there a computer in the room where you sleep?	39.59%	60.41%
--	--------	--------

148 ) Individual Program Plan	11.16%	88.84%
-------------------------------	--------	--------

149 ) French Immersion	8.31%	91.69%
------------------------	-------	--------

150 ) What is your race/ethnicity?

<i>African descent (Black)</i>	2.97%	<i>Mi'kmaq (First Nation)</i>	3.22%
<i>Arabic/Middle Eastern descent</i>	0.92%	<i>Other</i>	5.16%
<i>Asian/South Asian descent</i>	1.71%	<i>Multiracial</i>	1.86%
<i>European descent (White)</i>	78.01%	<i>Unreported</i>	6.14%

	<i>None</i>	<i>1</i>	<i>2</i>	<i>3</i>	<i>4</i>	<i>5 or more</i>
151 ) How many brothers and sisters do you live with?	21.82%	40.75%	22.22%	8.62%	2.89%	3.71%

152 ) Indicate the highest level of education completed by your mother or stepmother

<i>Did not finish high school</i>	11.57%
<i>Finished high school</i>	19.88%
<i>Some post secondary/community college</i>	18.38%
<i>Post secondary graduate</i>	12.04%
<i>Some education beyond post secondary</i>	4.04%
<i>Professional or graduate degree</i>	15.52%
<i>Some university</i>	18.58%

153 ) Indicate the highest level of education completed by your father or stepfather

<i>Did not finish high school</i>	22.71%
<i>Finished high school</i>	19.07%
<i>Some post secondary/community college</i>	16.16%
<i>Post secondary graduate</i>	9.97%
<i>Some education beyond post secondary</i>	3.99%
<i>Professional or graduate degree</i>	12.85%
<i>Some university</i>	15.25%